

Release of Datasets

Process & Procedure

Plethora of data and information on departmental websites then

WHY???

Data Portal India

- **Open and Machine Readable** Format
- **Efficient discoverability**
- **Dynamic Visualization capability**
- **Unified Source** for all Open Government Data

Release Datasets on Data Portal India

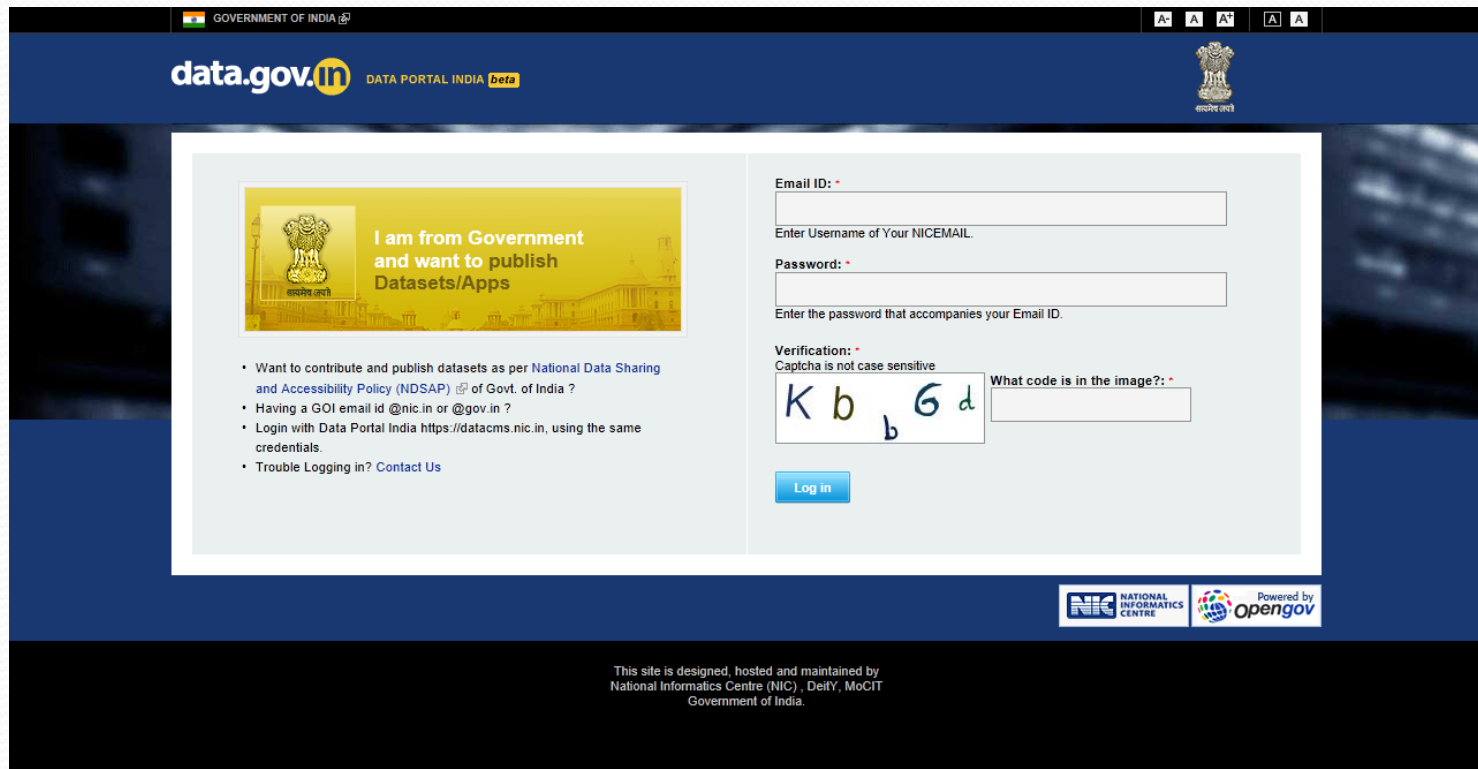
WHO???

- By **Authorized Users**
 - Data Contributors
 - Data Controllers
- In any **Open Format**
 - CSV
 - XLS
 - ODF/ODT
 - XML/RDF
 - RSS/Atom
 - KML/GML

Release Datasets on Data Portal India

HOW???

- Using **Web Based Interface** (datacms.nic.in)



The screenshot shows the login page of the Data Portal India. The header includes the Government of India logo and the text "data.gov.in DATA PORTAL INDIA beta". The main content area is divided into two columns. The left column features a yellow banner with the text "I am from Government and want to publish Datasets/Apps" and a list of instructions for users. The right column contains a login form with fields for Email ID, Password, and a CAPTCHA verification step. The CAPTCHA image shows the letters "K b b G d" and a text box for the user to input the code. A "Log in" button is located below the CAPTCHA field. The footer includes logos for the National Informatics Centre and OpenGov, along with a disclaimer: "This site is designed, hosted and maintained by National Informatics Centre (NIC), DeitY, MoCIT Government of India."

GOVERNMENT OF INDIA

data.gov.in DATA PORTAL INDIA beta

महाराष्ट्र सरकार

I am from Government and want to publish Datasets/Apps

- Want to contribute and publish datasets as per [National Data Sharing and Accessibility Policy \(NDSAP\)](#) of Govt. of India ?
- Having a GOI email id @nic.in or @gov.in ?
- Login with Data Portal India <https://datacms.nic.in>, using the same credentials.
- Trouble Logging in? [Contact Us](#)

Email ID: *

Enter Username of Your NICEMAIL.

Password: *

Enter the password that accompanies your Email ID.

Verification: *

Capcha is not case sensitive

What code is in the image?: *

K b b G d

Log in

NATIONAL INFORMATICS CENTRE

Powered by **opengov**

This site is designed, hosted and maintained by National Informatics Centre (NIC), DeitY, MoCIT Government of India.



User Management Create Contributor Manage or Approve User

Create Data Catalog App Catalog

Logged in as ALKA MISRA, SCIENTIST-F Help Log Out

Welcome To Data Portal India

Data Management System Visitor Relation Management Approve Role

Workflow State Request Type Filter 0 Result(s) Found

- Content Management
Dataset Management System
Pending with Contributor
Pending with Validator/Approver (Data Controller)
Pending with PMU
Published
Forum
Visitor Review Management

What's New Communication from The Director General, NIC to all Secretaries of Gol

This site is designed, hosted and maintained by National Informatics Centre (NIC), DeitY, MoCIT Government of India.

Logged in as ALKA MISRA, SCIENTIST-F

Create Contributor

USER TYPE:
NICEmail Authentication
Manual User Creation

USER EMAIL: *
[Input Field]

+ Printer, e-mail and PDF versions

Submit Preview Cancel

Release Datasets on Data Portal India

WHAT???

is the process

- Through a **predefined Workflow**
Contributor----→ Controller----→ PMU----→ Published
- Providing the **standard metadata & using mainly Controlled Vocabularies**
 - Title
 - Description
 - Keyword & Group (Assistive)
 - Sector (CV)
 - Jurisdiction (CV)
 - Frequency (CV)
 - Access Method – upload or link (Type & Size auto-populated)

Release Datasets on Data Portal India

WHAT??? is the process

Access Method

ACCESS METHOD: *

Link to URL
Please Select
Upload a Dataset
Link to URL
http://example.com

COMRESSED FORMAT:

- None -

FILE SIZE: *

0 MB

FILE FORMAT: *

text/plain

Reference URL (multiple):

+ URL:
+ URL:

Pricing Information

IS PRICED:

N/A
 Yes

NDSAP COMPLIANCE (FOR DATA CONTROLLER): *

This Dataset is in compliance with National Data Sharing and Accessibility Policy (NDSAP)

Support Information

In Compliance to NDSAP Policy

NOTE:

Participating Ministry/Department/Organisation

Upload bulk metadata element from a spreadsheet

Cancel Save And Continue >

Either **uploading** the datasets or **providing link**

In Compliance to NDSAP Policy

Release Datasets on Data Portal India

WHAT??? is the process

The screenshot shows a web form for uploading datasets. It includes a 'Support Information' section with a 'NOTE' field. Below that is a section for 'Participating Ministry/Department/Organisation'. The main section is 'Upload bulk metadata element from a spreadsheet', which includes a 'FILE:' input field with 'Browse...' and 'Upload' buttons. A red circle highlights the 'Browse...' and 'Upload' buttons. Below the input field, it says 'Maximum file size: 8 MB' and 'Allowed extensions: csv xml xls xlsx'. At the bottom, there are 'Cancel', 'Save And Continue >', and 'Continue to next page for forwarding to Data Controller' buttons. A red circle highlights the 'Save And Continue >' button.

Support Information

NOTE:

+ Participating Ministry/Department/Organisation

- Upload bulk metadata element from a spreadsheet

Optionally a spreadsheet can be uploaded to populate all the fields of this form. See a list of [Template files](#) for multiple spreadsheet formats.

FILE:

Browse... Upload

Maximum file size: 8 MB
Allowed extensions: csv xml xls xlsx

Cancel Save And Continue > Continue to next page for forwarding to **Data Controller**



सत्यमेव जयते



12th Five Year Plan Hackathon

Create for Change. Code for Change

Registrations now open till 4th April midnight

DATASETS

346 Datasets
19 Departments participating

APPS

3 Apps
0 Mobile Apps
2 Departments participating

ANNOUNCEMENTS

- ▶ Communication from The Cabinet Secretary Secretaries for early implementation of NDSAP
- ▶ 77 Data Controllers Nominated

RECENT SUGGESTIONS

14.12.12 states a survey carried out by TERM-Cell of DoT "52,000 villages are yet to be connected with...

Sir, Kindly provide the data regarding the total

SUGGEST A DATASET OR ENDORSE
from Received Suggestions Ideas

USEFUL LINKS

- ▶ NDSAP Implementation Guidelines
- ▶ Contribute Datasets/Apps
- ▶ NDSAP Notification

REGISTRATIONS NOW OPEN TILL 4TH APRIL MIDNIGHT

12TH FIVE YEAR PLAN HACKATHON
On 6th & 7th APRIL 2012



DATASETS

APPS

METRICS

COMMUNITIES

WW DATA SITES

SEARCH

Current Search

Search found 220 items

> (-)Dataset

Sort By

> Title

> Popularity

> Rating

> Last Updated

> Most Recent

Filter By Resource Format

> XLS (121)

> ZIP (4)

> CSV (66)

> HTML (29)

Filter By Ministry/Department

+ Ministry of Agriculture (25)

+ Ministry of Chemicals and Fertilizers (6)

+ Ministry of Communications and Information Technology (10)

+ Ministry of Defence (0)

Home > Datasets

Datasets

Search for Datasets

 Retain current filters

Browse Datasets

Results Per Page: ▾

Sr. No.	Name/Title	Popularity	Rating	Format
1	State Level Consumer Price Index (Rural/Urban) This is the New Series of Consumer Price Index for Rural & Urban with base year 2010. Published by Central Statistical Office and released on 12th of every month	3817 Views	(8 votes)	EXCEL
2	Infant Mortality Rate India 2011 1 An infant mortality rate (IMR) is considered a primary and important indicator of a geographic area's (country, state, county) overall health status or quality of life. Reduction of infant and child mortality has been an important tenet of the health policy of the Government of India and it has...	3230 Views	(10 votes)	CSV VISUALIZE
3	Catalogue of Micro Data from National Sample Survey (NSS) The catalogue contains complete metadata of all NSS Surveys being disseminated by the Ministry of Statistics and Programme Implementation. The metadata is maintained as per DDI standard. The catalogue will be regularly updated.	2379 Views	(45 votes)	HTML
4	All India Consumer Price Index (Rural/Urban) This is the New Series of Consumer Price Index for Rural & Urban with base year 2010. Published by Central	2001 Views	(13 votes)	EXCEL



Valuable Suggestions/Ideas

Category:

Apps
Dataset

Sector:

All
Agriculture
Art & Culture
Commerce

Apply

Reset

Sr.No.	Suggestion	Category	Sector	Endorsement
1	Dear Sir, Can you please include a database of ALL health care providers/facilities in public and private setting including AYUSH and laboratories across India. listing at a block level with address...	Dataset	Health & Family welfare	87
2	Do u have any plans to add meteorological data (temperature , humidity) of India under NDSAP?	Dataset	Others	86
3	Please provide the data on the Tablet ' aakash and aakash-2 ' which was given by Government of India.And also how can a student get that ?	Dataset	Information and Communications	84
4	Dear Sir, Please provide No. of MP/MLA State wise who have got UID Number or Enrolled for UID . Also no. of MP/MLA who have not enroll for UID.	Dataset	Governance & Administration	83
5	Can the following data be available Motor Statistics- No and name of vehicle manufacturers with addresses, type of vehicles sold - make and type -year wise , No of vehciles registered in India,No...	Dataset	Transport	82
6	Can you provide us database which is related with hotels or restaurants in India or Tamilnadu	Dataset	Others	80
7	kindly provide Hindi website of this portal. Also provide Census 2011 data in Hindi.	Data Portal India	Others	76
8	Import ,Export Products and price Data(Foreign Trade) will useful for new Entrepreneurs and Farmers and People.Which Govt website providing above Foreign Trade Data?	Dataset	Commerce	73
9	list of infant deaths at mandal level to work on preventable deaths .	Dataset	Health & Family welfare	72

State-wise Percentage and Number of Persons below Poverty Line for the year 2004-05

-05 i

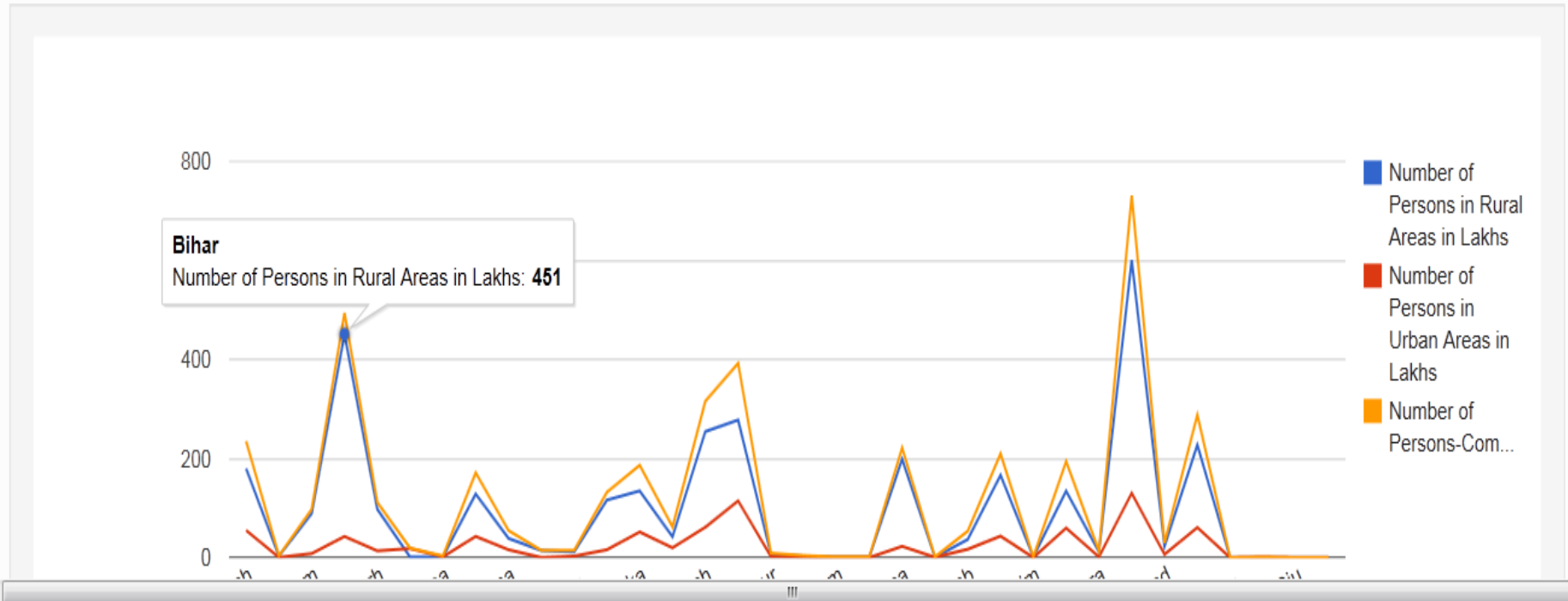
The table presents State wise percentage and number of persons below poverty line in rural areas, urban areas and combined for the year 2004-05 based on the Tendulkar Committee Methodology .

State wise Number of persons below poverty line (2004-05)



Choose Instance ▾ 34 Records

- View
- Fields
- Filter
- Groups
- Visualize Chart
- Custom Query
- About

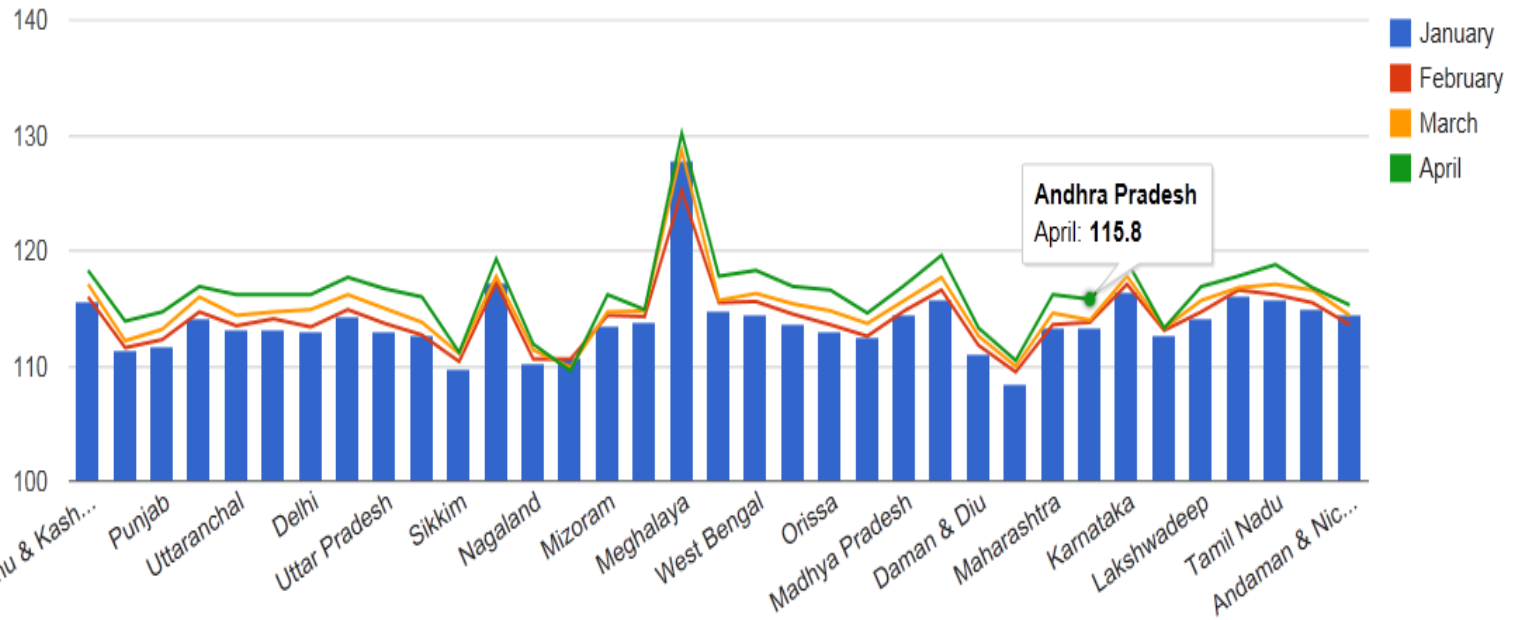


State level chart



Choose Instance ▾ 35 Records

- View
- Fields
- Filter
- Groups
- Visualize Chart
- Map
- Custom Query
- About

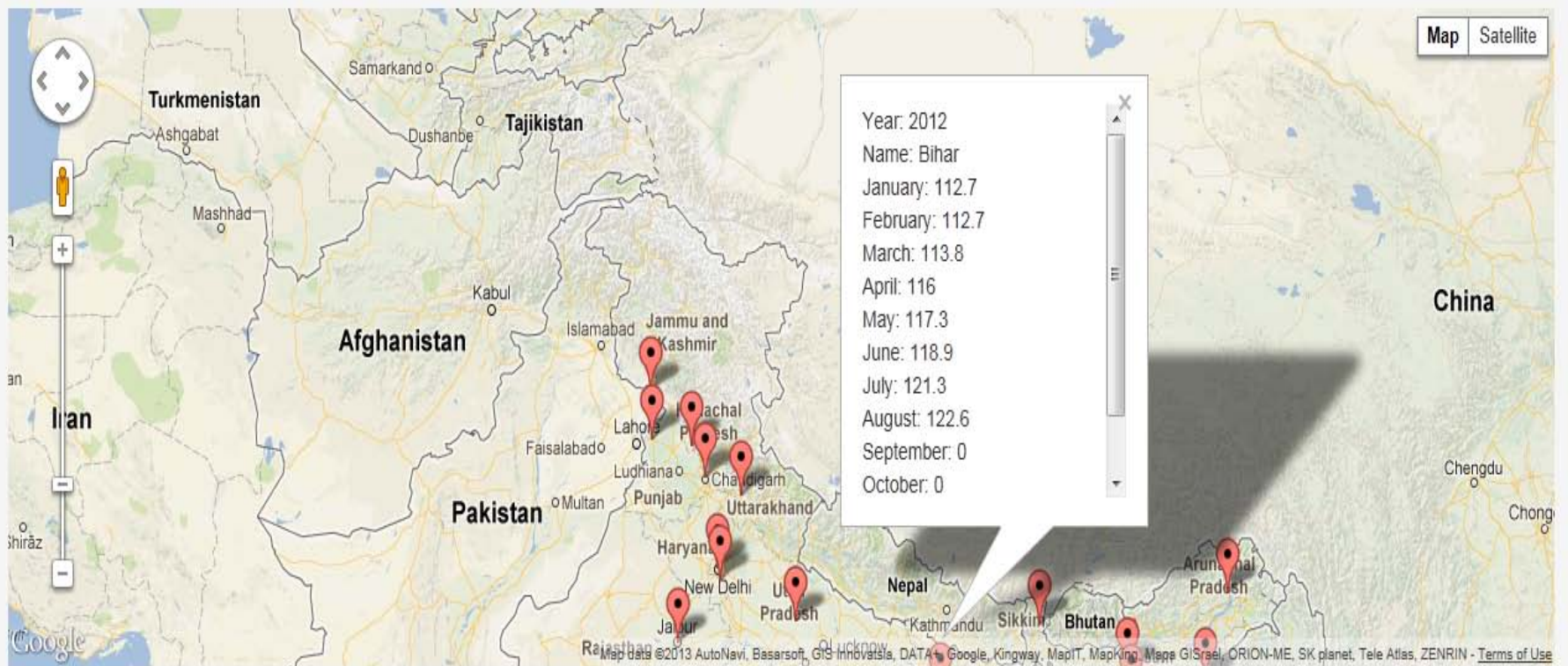


☰ State Level Consumer Price Index (Rural/Urban) ⓘ

👁 State level chart

Choose Instance ▾ 35 Records

View Fields Filter Groups Map Custom Query About



Data.gov.in Visualization Engine

come, explore, share ...

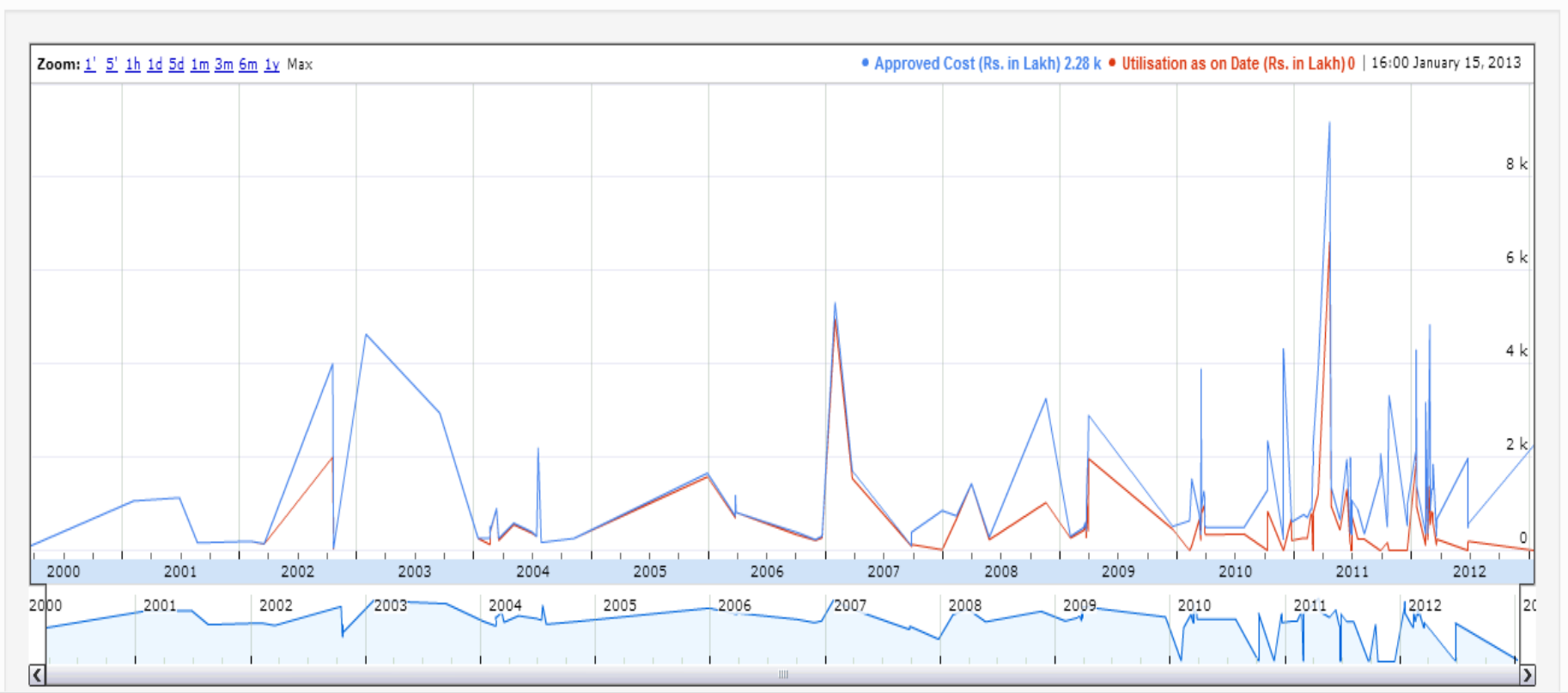
Non Lapsable Central Pool of Resources

Approve Cost Vs Utilisation for Arunachal Pradesh



Choose Instance ▾ 111 Records

View Fields Filter Groups Visualize Chart Custom Query About



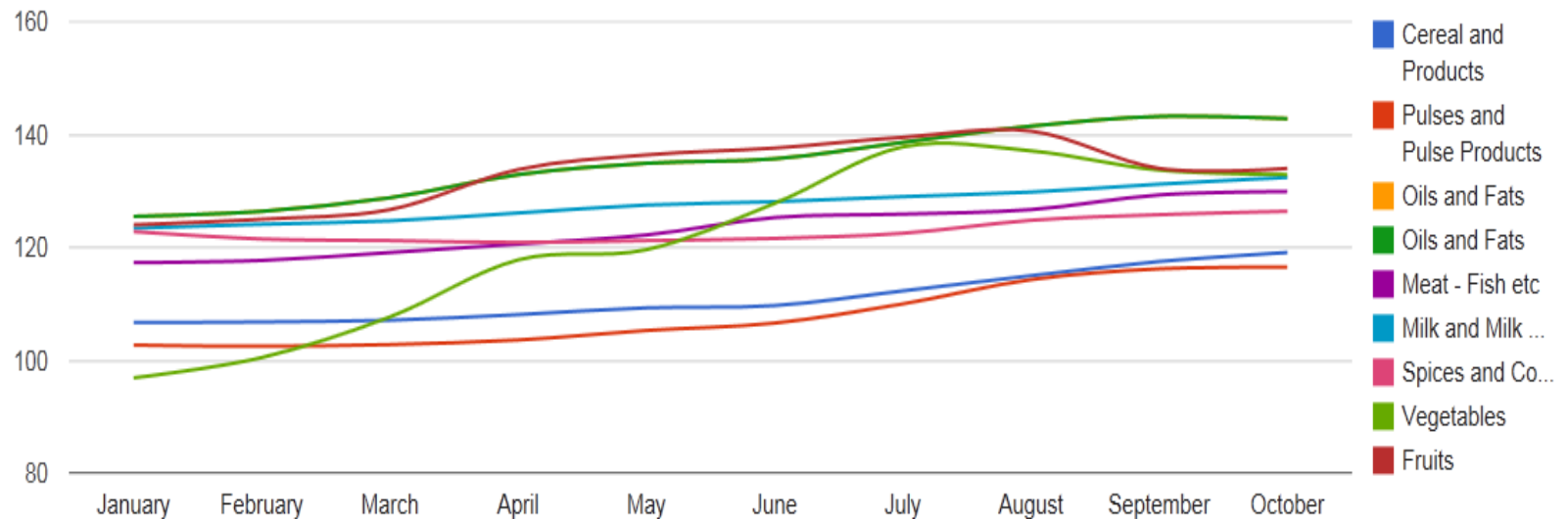
☰ All India Consumer Price Index (Rural/Urban) ⓘ

👁 All India Consumer Price Index (Rural + Urban 2012)



Choose Instance ▾ 10 Records

View Fields Filter Groups Visualize Chart Custom Query About



State Level Consumer Price Index (Rural/Urban) ⓘ

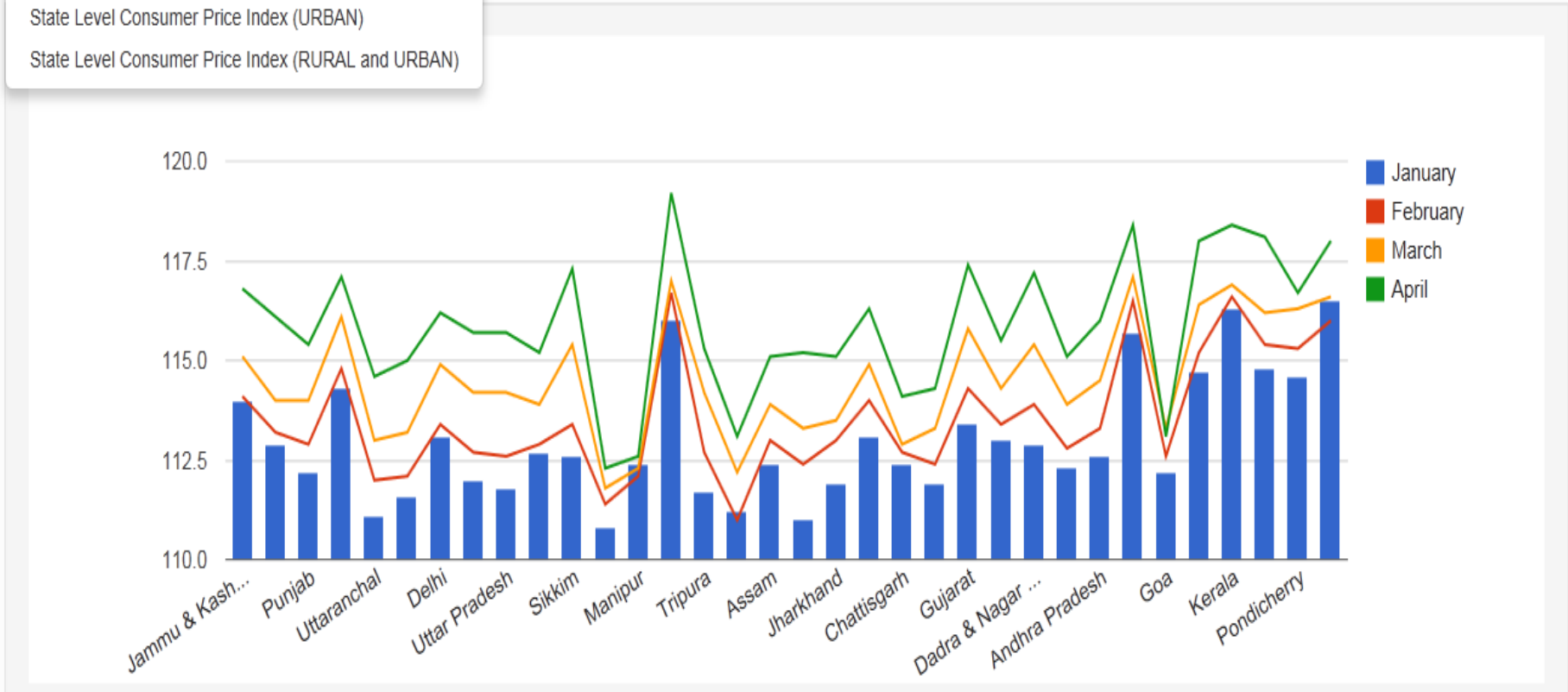
State level chart



- View
- Fields
- Filter
- Groups
- Visualize Chart
- Custom Query
- About

Choose Instance ▾ 34 Records

- State Level Consumer Price Index (RURAL)
- State Level Consumer Price Index (URBAN)
- State Level Consumer Price Index (RURAL and URBAN)



☰ Poverty Lines for 2004-05 ⓘ

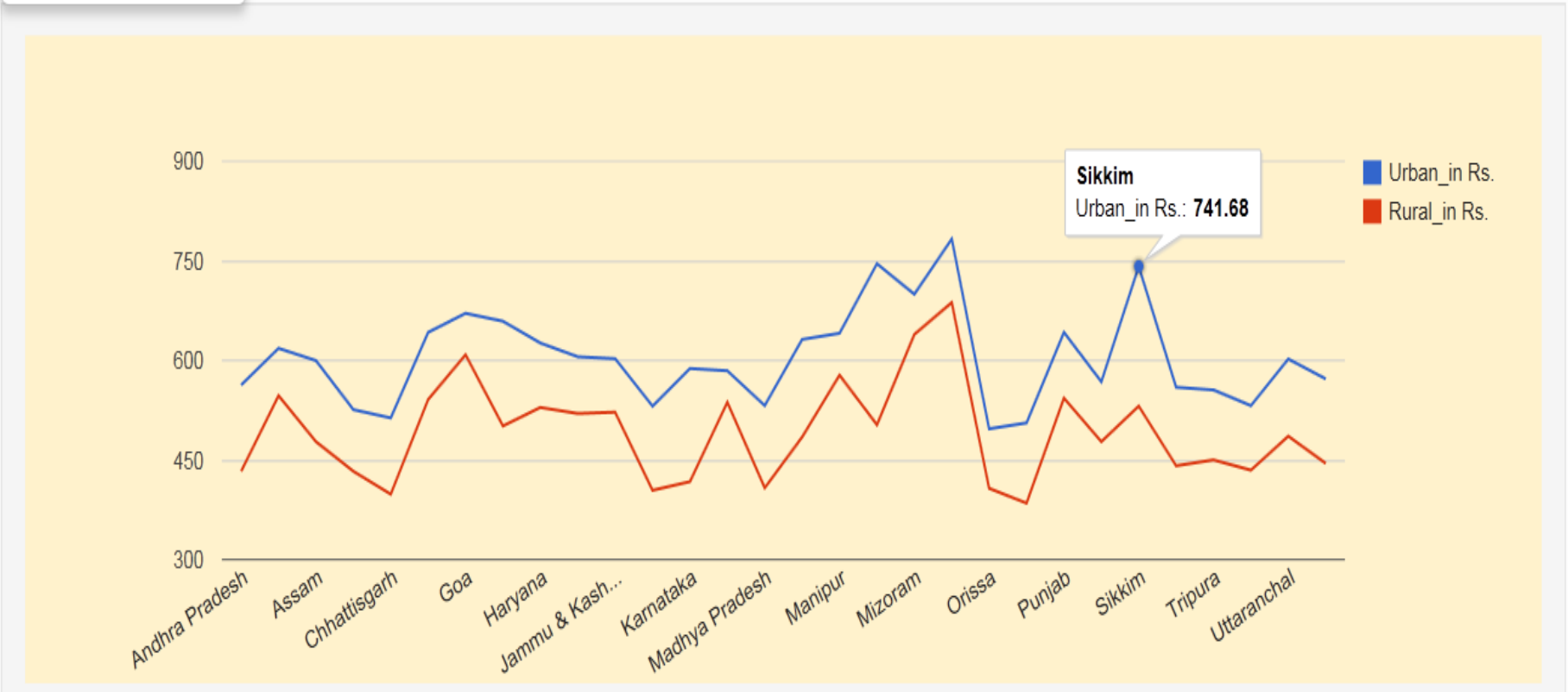
👁 Poverty Lines in Rural and Urban areas (2004-05)



- View
- Fields
- Filter
- Groups
- Visualize Chart
- Custom Query
- About

Choose Instance ▾ 30 Records

Poverty Lines for 2004-05



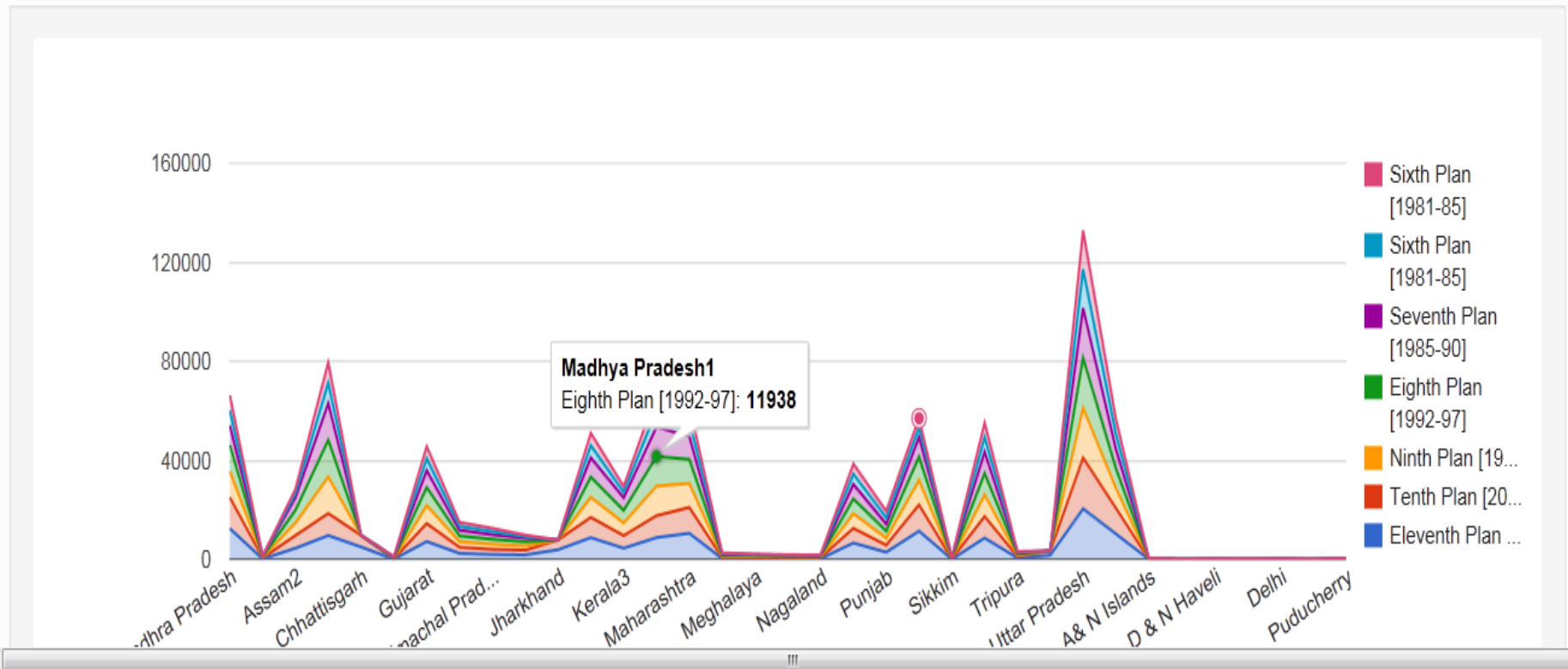
Number of Sub-Centres, Primary Health Centres and Community Health Centres Established During Five Year Plans

Number of Sub-Centres Established During Five Year Plans



Choose Instance ▾ 35 Records

- View
- Fields
- Filter
- Groups
- Visualize Chart
- Custom Query
- About



Maternal Mortality Ratio India 2007-09

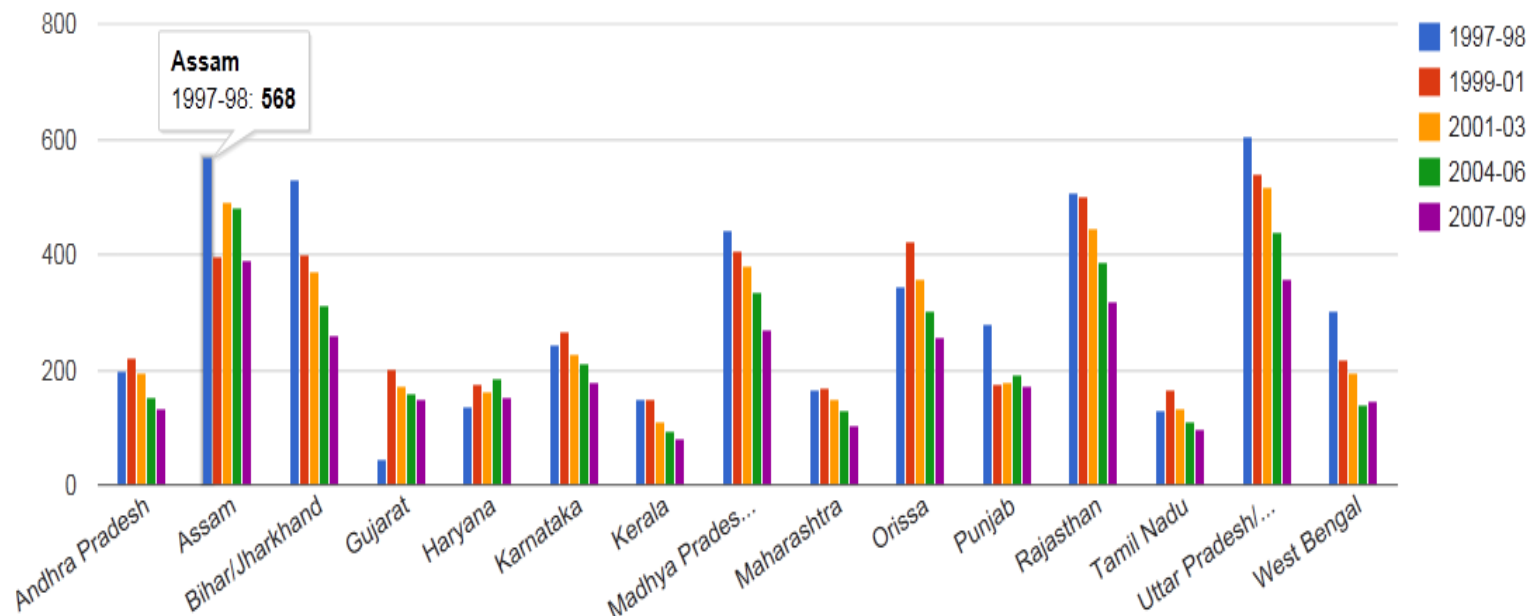
Maternal Mortality Ratio (MMR) is defined as the number of maternal deaths per 100,000 live births due to causes related to pregnancy or within 42 days of termination of pregnancy, regardless of the site or duration of pregnancy. Goal-5 of the Millennium Development Goals (MDGs) relates to improving maternal health. Under this goal, a target of a 3/4th reduction of Maternal Mortality Ratio (MMR) between 1990 and 2015 has been specified. As per the latest Sample Registration Report of the Registrar General of India, MMR of India has shown a decline from 254 per 100,000 live births in the period 2004-06 to 212 per 100,000 live births in the period 2007-09. Under National Rural Health Mission (NRHM) and within its umbrella, the Reproductive and Child Health Programme Phase II, the Government of India has taken a number of steps to accelerate the pace of reduction in maternal mortality.

Maternal Mortality Ratio India (1997 to 2009)



Choose Instance ▾ 15 Records

View Fields Filter Groups Visualize Chart Custom Query About



Building Position for Sub-Centres, Primary Health Centres and Community Health Centres as on March 2011 i

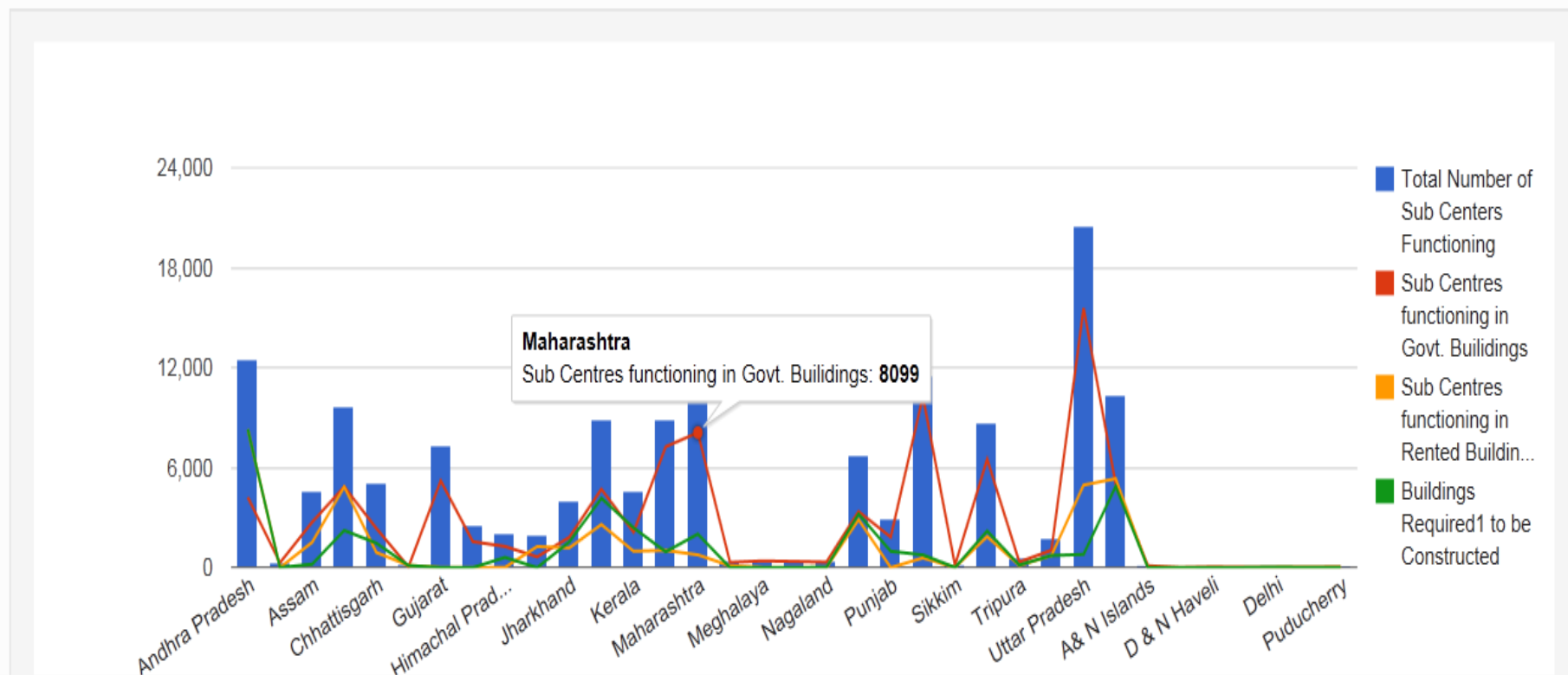
The table gives the distribution of total number of Sub Centres (SCs) / Primary Health Centres (PHCs) / Community Health Centres (CHCs) functioning according to the status of their building as per three categories i.e. a Government Building, a rented building and a rent free / panchayat / voluntary society building. It also gives the number of buildings under construction. The requirement of buildings is worked out as follows: Required Number = Total functioning - (Government Buildings + Under construction)

Building Position for Sub-Centres as on March 2011



- View
- Fields
- Filter
- Groups
- Visualize Chart
- Custom Query
- About

Choose Instance ▾ 35 Records





UnCover the Event Prizes to be won

PARTICIPATE >

Round 1: Registration closed.

Round 2: 28th March 5PM to 2nd April midnight



INFOGRAPHIC ANIMATION POSTER SHORT FILM MOBILE OR WEB APPS EDUTAINMENT APPS

12TH PLAN On 6th & 7th APRIL 2013

HACKATHON

CREATE FOR CHANGE. CODE FOR CHANGE.

Home Resources

WHAT

While the 12th Five Year Plan endeavors to change India, we invite you to help us change the way we see the vision for the nation. Hack the Plan over a 2-day period, create out-of-this-world visualizations of the future, tell the next big story in a myriad ways and build apps to fuel the change.

WHO can participate

Anyone can. We have no restrictions of age or professions when it comes to participants. So bring your team of innovators, oil the gears and let's get started. Make sure though that your team has no more than 4 of the best you know, including you.

WHERE

- >> University of Jammu
- >> IIT Delhi
- >> Delhi University
- >> Aligarh Muslim University
- >> IIT Kanpur
- >> IIT Kharagpur

- About the Hackathon
- Agenda of the event
- UnCover the Event
- How to Register
- Prizes to be won
- FAQs for Hackathon
- FAQs for UnCover
- Terms and Conditions

What exactly is the 12th Five Year Plan?

The 12th Plan sets the vision for the next five years of growth. It is a document with initiatives which will improve all walks of life. From education to environment and



So what do I have to do?

It's easy. Join your supreme innovative skills with your knowledge of the 12th Five Year Plan. Create applications which will blow us away. You're welcome to submit more than one

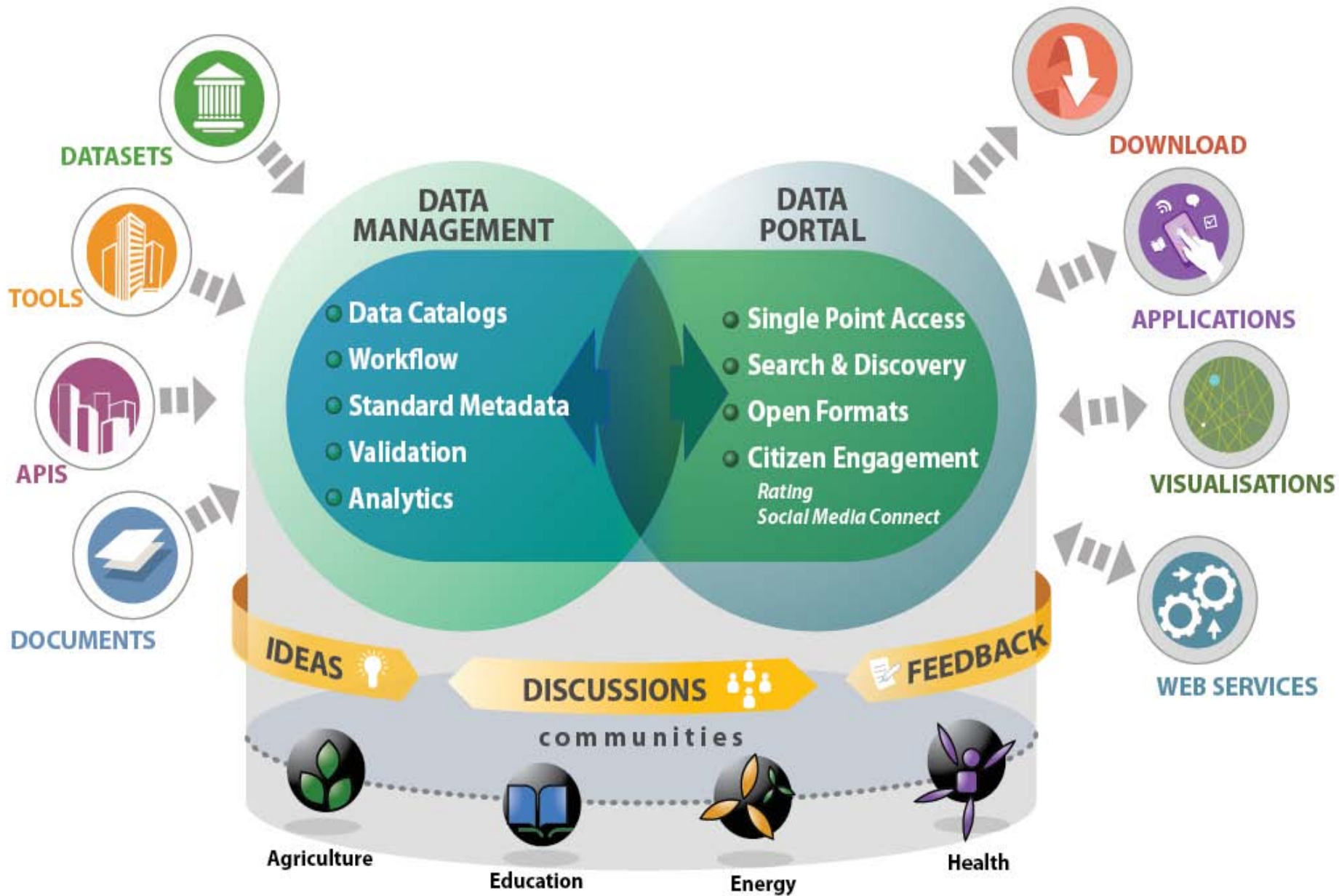
Here are a few examples:

Category: Visualizations

Here are some examples of what infographics could look like. The first is an infographic about Hygiene (washing hands) and the third is a short story on water conservation



Category: Short Films



Thank You

Alka Mishra, amishra@nic.in

Durga Prasad Misra, dpmisra@nic.in